


**Affinity Federal Credit Union**  
**AFCU Financial Statements (unaudited)**  
**September 30, 2024**  
**Charter #857**



**Balance Sheet**

<b>Assets</b>		<b>Liabilities</b>	
Loans to Members	3,586,373,783	Shares	3,553,357,443
Investments	186,892,983	Accounts Payable & Other	250,142,255
Cash and Interest Bearing Deposits	161,939,556	Total Liabilities	3,803,499,698
Other Assets	187,580,785		
		<b>Members Equity</b>	
		Net Worth	334,446,562
		Non-Controlling Interest	3,908,697
		Unrealized Gain/(Loss) on Investments	(19,067,849)
		Total Member's Equity	319,287,410
<b>Total Assets</b>	<b>4,122,787,108</b>	<b>Total Liabilities &amp; Member's Equity</b>	<b>4,122,787,108</b>


**Income Statement**

	<b>Month</b>	<b>Year to Date</b>
Loan Interest Income	15,947,039	143,986,593
Investment Income	1,078,651	7,853,269
Total Interest Income	17,025,691	151,839,862
Dividend/Interest Expense	8,197,452	73,385,803
Net Interest Income	8,828,239	78,454,059
Non Interest Income	2,932,188	34,651,973
<b>Net Revenue</b>	<b>11,760,427</b>	<b>113,106,032</b>
Operating Expenses	11,562,490	97,931,088
Loan Loss Provision	220,250	11,126,118
Other Non Operating Income/(Expense)	27,337	159,923
<b>Net Income/(Loss)</b>	<b>5,025</b>	<b>4,208,750</b>

As we remain committed to trust and transparency with our members, our quarterly financial results as of September 30, 2024 are now available.

Our commitment to delivering our mission to our members and communities we serve continues to sustain our strong financial position, as reflected by our third quarter results. Being an active difference maker in our community has continued to drive member and deposit growth over the last quarter, with more members choosing to bank with a financial institution that aligns with what matters to them. We are proud to report another strong quarter and look forward to continuing to advance on our financial performance objectives.

**Affinity Federal Credit Union**  
**AFCU Financial Statements (unaudited)**  
**June 30, 2024**  
**Charter #857**



**Balance Sheet**

<b>Assets</b>		<b>Liabilities</b>	
Loans to Members	3,591,922,546	Shares	3,544,939,468
Investments	185,889,138	Accounts Payable & Other	249,555,305
Cash and Interest Bearing Deposits	135,875,780	Total Liabilities	3,794,494,773
Other Assets	195,742,894		
		<b>Members Equity</b>	
		Net Worth	333,606,566
		Non-Controlling Interest	3,960,894
		Unrealized Gain/(Loss) on Investments	(22,631,875)
		Total Member's Equity	314,935,585
<b>Total Assets</b>	<b>4,109,430,358</b>	<b>Total Liabilities &amp; Member's Equity</b>	<b>4,109,430,358</b>


**Income Statement**

	<b>Month</b>	<b>Year to Date</b>
Loan Interest Income	15,835,004	95,650,039
Investment Income	765,056	5,005,733
Total Interest Income	<b>16,600,060</b>	<b>100,655,772</b>
Dividend/Interest Expense	7,915,052	48,514,909
Net Interest Income	<b>8,685,008</b>	<b>52,140,863</b>
Non Interest Income	3,102,519	24,942,886
<b>Net Revenue</b>	<b>11,787,527</b>	<b>77,083,749</b>
Operating Expenses	10,819,385	64,190,745
Loan Loss Provision	686,854	9,631,977
Other Non Operating Income/(Expense)	17,514	107,726
<b>Net Income/(Loss)</b>	<b>298,802</b>	<b>3,368,754</b>

We are excited to share our quarterly financial results as of June 30, 2024. Affinity is committed to maintaining a strong financial foundation across our organization, while continuing to focus on the members and communities we serve.

Our second quarter results underscore these dual-foci at work, providing the resources to help our members thrive in their wellbeing and reach their full financial potential, while creating a difference in the larger community. We are proud to report another strong quarter and look forward to continuing to advance on our financial performance objectives.

**Affinity Federal Credit Union**  
**AFCU Financial Statements (unaudited)**  
**March 31, 2024**  
**Charter #857**



**Balance Sheet**

<b>Assets</b>		<b>Liabilities</b>	
Loans to Members	3,662,910,099	Shares	3,579,514,093
Investments	190,235,263	Accounts Payable & Other	275,059,145
Cash and Interest Bearing Deposits	102,447,086	Total Liabilities	3,854,573,238
Other Assets	213,180,891		
		<b>Members Equity</b>	
		Net Worth	332,037,523
		Non-Controlling Interest	4,001,316
		Unrealized Gain/(Loss) on Investments	(21,838,739)
		Total Member's Equity	314,200,101
<b>Total Assets</b>	<b>4,168,773,339</b>	<b>Total Liabilities &amp; Member's Equity</b>	<b>4,168,773,339</b>

**Income Statement**

	<b>Month</b>	<b>Year to Date</b>
Loan Interest Income	16,190,079	48,068,606
Investment Income	933,589	2,566,665
Total Interest Income	<b>17,123,669</b>	<b>50,635,271</b>
Dividend/Interest Expense	8,485,522	24,678,876
Net Interest Income	<b>8,638,147</b>	<b>25,956,394</b>
Non Interest Income	4,061,385	13,469,058
<b>Net Revenue</b>	<b>12,699,532</b>	<b>39,425,452</b>
Operating Expenses	10,651,684	31,723,767
Loan Loss Provision	1,424,024	5,969,278
Other Non Operating Income/(Expense)	22,003	67,304
<b>Net Income/(Loss)</b>	<b>645,827</b>	<b>1,799,711</b>

We are delighted to share our quarterly financial results as of March 31, 2024. These results highlight our ongoing financial stability and the growing strength of our organization. They reflect our unwavering commitment to supporting our members and their communities, providing the means to help them thrive in their wellbeing and achieve their financial dreams, all while being difference makers in the community. We've accomplished all of this while maintaining our financial performance objectives.